




P L A N T E R W O R X
X P




S-CURVED RETAINING WALL SYSTEM

DIMENSIONS VARY: MADE TO ORDER
MAXIMUM COMPONENT DIMENSION 60"H X 120"W
MANUFACTURED FROM .25" CORTEN STEEL ASTM A588,
.25" STAINLESS STEEL ASTM A240, T-304, T-316L
.25" ALUMINUM ASTM B-209, 5052 ALLOY WITH POLYESTER BASED,
ARCHITECTURAL/MARINE GRADE POWDER COAT FINISH
AVAILABLE: STANDARD FINISHES OR IN ANY RAL COLOR

P L A N T E R W O R X 9 8 7 E S S E X S T B R O O K L Y N N Y 1 1 2 0 8
T 7 1 8 . 9 6 3 . 0 5 6 4 F 7 1 8 . 9 6 3 . 0 5 6 5
P L A N T E R W O R X . C O M



P L A N T E R W O R X
X P




S-CURVED RETAINING WALL SYSTEM

DIMENSIONS VARY: MADE TO ORDER
MAXIMUM COMPONENT DIMENSION 60"H X 120"W
MANUFACTURED FROM .25" CORTEN STEEL ASTM A588,
.25" STAINLESS STEEL ASTM A240, T-304, T-316L
.25" ALUMINUM ASTM B-209, 5052 ALLOY WITH POLYESTER BASED,
ARCHITECTURAL/MARINE GRADE POWDER COAT FINISH
AVAILABLE: STANDARD FINISHES OR IN ANY RAL COLOR

P L A N T E R W O R X 9 8 7 E S S E X S T B R O O K L Y N N Y 1 1 2 0 8
T 7 1 8 . 9 6 3 . 0 5 6 4 F 7 1 8 . 9 6 3 . 0 5 6 5
P L A N T E R W O R X . C O M



P L A N T E R W O R X
X P



S-CURVED RETAINING WALL SYSTEM

DIMENSIONS VARY: MADE TO ORDER

MAXIMUM COMPONENT DIMENSION 60" H X 120" W

MANUFACTURED FROM .25" CORTEN STEEL ASTM A588,

.25" STAINLESS STEEL ASTM A240, T-304, T-316L

.25" ALUMINUM ASTM B-209, 5052 ALLOY WITH POLYESTER BASED,
ARCHITECTURAL/MARINE GRADE POWDER COAT FINISH

AVAILABLE: STANDARD FINISHES OR IN ANY RAL COLOR

P L A N T E R W O R X 9 8 7 E S S E X S T B R O O K L Y N N Y 1 1 2 0 8
T 7 1 8 . 9 6 3 . 0 5 6 4 F 7 1 8 . 9 6 3 . 0 5 6 5
P L A N T E R W O R X . C O M



P L A N T E R W O R X X P

STANDARD FINISH OPTIONS:


NATURALS COLLECTION:



CORTEN




STAINLESS STEEL
NDSF




OXIDIZED
ZINC

AS THESE ARE NATURAL METAL FINISHES, SOME MOTTLING AND SURFACE VARIATION IS TO BE EXPECTED. COLOR CAN CHANGE OVER TIME THROUGH NATURAL OXIDATION. PLEASE NOTE THAT PLANTERWORX DOES NOT SUPPLY CORTEN STEEL PRODUCTS WEATHERED, THE PATINA / WEATHERING DEVELOPS OVER TIME.


POWDER COATED ALUMINUM OPTIONS:




MATTE
WHITE




GUNMETAL



MATTE
BRONZE



CARBON



MATTE
BLACK

PLEASE BE AWARE THAT THE COLORS DISPLAYED HAVE BEEN PRODUCED ELECTRONICALLY. THESE ELECTRONIC REPRODUCTIONS ARE NOT A SUBSTITUTE FOR A REAL COLOR SAMPLE. PLANTERWORX RECOMMENDS CHOOSING THE FINAL COLOR USING STANDARD COLOR CARDS AVAILABLE UPON REQUEST.

P L A N T E R W O R X 9 8 7 E S S E X S T B R O O K L Y N N Y 1 1 2 0 8
T 7 1 8 . 9 6 3 . 0 5 6 4 F 7 1 8 . 9 6 3 . 0 5 6 5
P L A N T E R W O R X . C O M