



P L A N T E R W O R X  
X P



## CURVED EDGING SYSTEM

DIMENSIONS VARY: MADE TO ORDER  
MAXIMUM COMPONENT WIDTH 120"W

MANUFACTURED FROM .125/.25" CORTEN STEEL ASTM A588,  
.125/.25" STAINLESS STEEL ASTM A240, T-304, T-316L  
.125/.25" ALUMINUM ASTM B-209, 5052 ALLOY WITH POLYESTER BASED,  
ARCHITECTURAL/MARINE GRADE POWDER COAT FINISH

AVAILABLE: STANDARD FINISHES OR IN ANY RAL COLOR

P L A N T E R W O R X 9 8 7 E S S E X S T B R O O K L Y N N Y 1 1 2 0 8  
T 7 1 8 . 9 6 3 . 0 5 6 4 F 7 1 8 . 9 6 3 . 0 5 6 5  
P L A N T E R W O R X . C O M



# P L A N T E R W O R X X P

## STANDARD FINISH OPTIONS:


### NATURALS COLLECTION:



CORTEN




STAINLESS STEEL  
NDSF




OXIDIZED  
ZINC

AS THESE ARE NATURAL METAL FINISHES, SOME MOTTLING AND SURFACE VARIATION IS TO BE EXPECTED. COLOR CAN CHANGE OVER TIME THROUGH NATURAL OXIDATION. PLEASE NOTE THAT PLANTERWORX DOES NOT SUPPLY CORTEN STEEL PRODUCTS WEATHERED, THE PATINA / WEATHERING DEVELOPS OVER TIME.


### POWDER COATED ALUMINUM OPTIONS:




MATTE  
WHITE




GUNMETAL



MATTE  
BRONZE



CARBON



MATTE  
BLACK

PLEASE BE AWARE THAT THE COLORS DISPLAYED HAVE BEEN PRODUCED ELECTRONICALLY. THESE ELECTRONIC REPRODUCTIONS ARE NOT A SUBSTITUTE FOR A REAL COLOR SAMPLE. PLANTERWORX RECOMMENDS CHOOSING THE FINAL COLOR USING STANDARD COLOR CARDS AVAILABLE UPON REQUEST.

P L A N T E R W O R X 9 8 7 E S S E X S T B R O O K L Y N N Y 1 1 2 0 8  
T 7 1 8 . 9 6 3 . 0 5 6 4 F 7 1 8 . 9 6 3 . 0 5 6 5  
P L A N T E R W O R X . C O M