



P L A N T E R W O R X  
S I T E



**FULTON PICNIC TABLE**

32.25"H x 90"W x 81.5"D

MANUFACTURED WITH OR  
WITHOUT IPE LUMBER FROM:  
.25" ASTM A240 STAINLESS STEEL / 615 lbs  
T-304 (T-316L BY REQUEST)

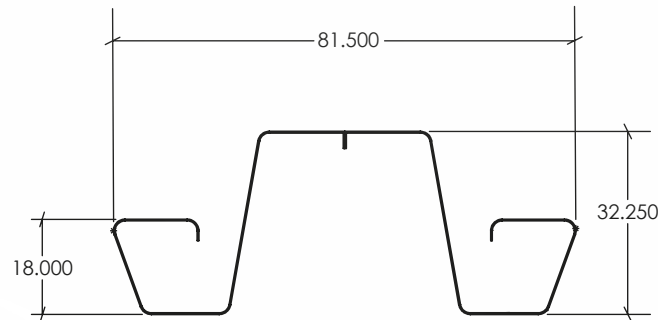
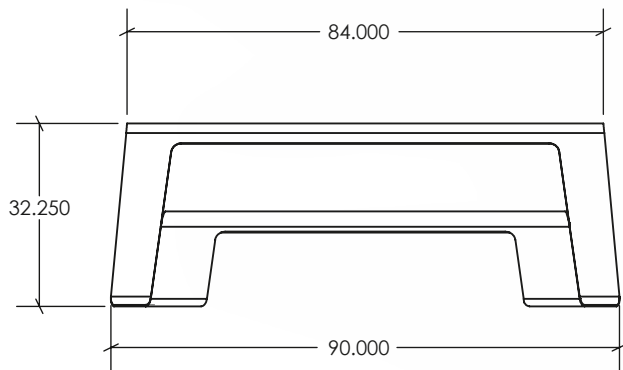
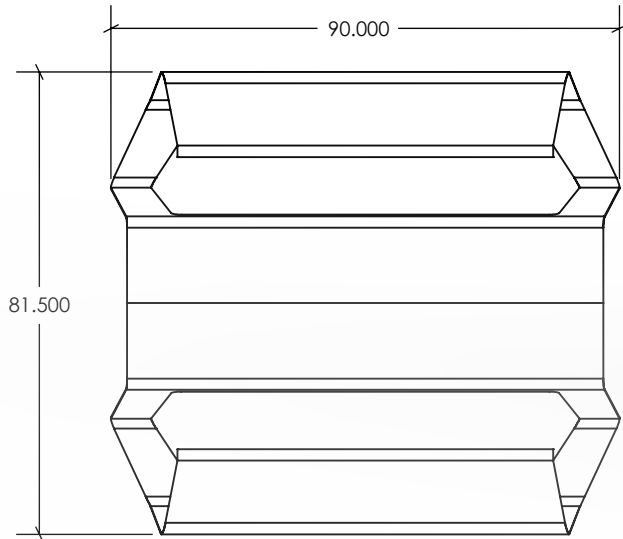
IN A NON-DIRECTIONAL SATIN FINISH  
OR .25" ASTM A36 MILD STEEL / 615 lbs  
WITH A POLYESTER BASED ARCHITECTURAL/MARINE  
GRADE POWDER COAT FINISH

AVAILABLE IN STANDARD FINISHES OR IN ANY RAL COLOR

P L A N T E R W O R X 9 8 7 E S S E X S T B R O O K L Y N N Y 1 1 2 0 8  
T 7 1 8 . 9 6 3 . 0 5 6 4 F 7 1 8 . 9 6 3 . 0 5 6 5  
P L A N T E R W O R X . C O M



# P L A N T E R W O R X S I T E



## FULTON PICNIC TABLE

32.25" H x 90" W x 81.5" D

MANUFACTURED WITH OR  
WITHOUT IPE LUMBER FROM:  
.25" ASTM A240 STAINLESS STEEL / 615 lbs  
T-304 (T-316L BY REQUEST)

IN A NON-DIRECTIONAL SATIN FINISH  
OR .25" ASTM A36 MILD STEEL / 615 lbs  
WITH A POLYESTER BASED ARCHITECTURAL/MARINE  
GRADE POWDER COAT FINISH

AVAILABLE IN STANDARD FINISHES OR IN ANY RAL COLOR

P L A N T E R W O R X 9 8 7 E S S E X S T B R O O K L Y N N Y 1 1 2 0 8  
T 7 1 8 . 9 6 3 . 0 5 6 4 F 7 1 8 . 9 6 3 . 0 5 6 5  
P L A N T E R W O R X . C O M