




P L A N T E R W O R X
C O N T R A C T



ELEMENT E-30 PLANTER

29.5"H x 28.75"W x 14.5"D
VOLUME: 27.75 US GALLONS | 3.7 CUBIC FEET


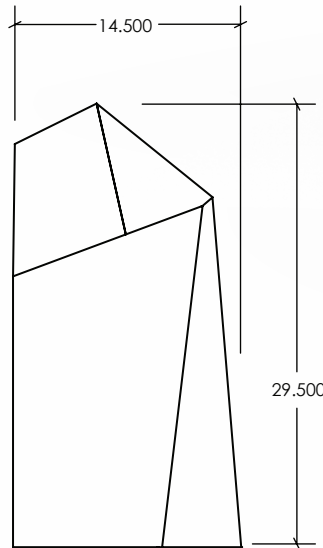
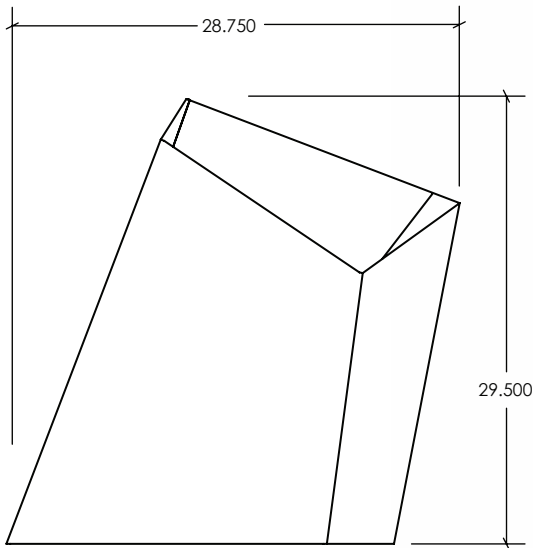
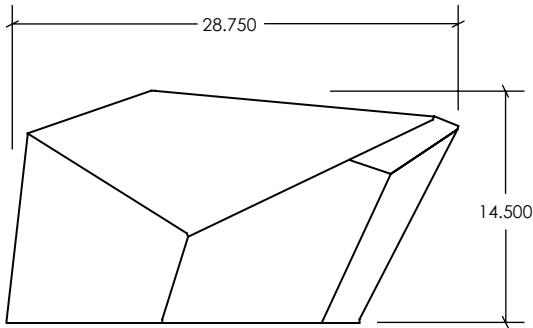
MANUFACTURED FROM:
.125" ASTM A240 STAINLESS STEEL | NDSF FINISH ONLY | 51.2 lbs
T-304 (T-316L BY REQUEST),
.125" CORTEN STEEL ASTM A588 | 51.2 lbs
OR .125" ALUMINUM ASTM B-209, 5052 ALLOY | 18 lbs
WITH A POLYESTER BASED ARCHITECTURAL/MARINE GRADE POWDER COAT FINISH
AVAILABLE IN STANDARD FINISHES OR IN ANY RAL COLOR
DRAINAGE HOLES INCLUDED | MAY BE MANUFACTURED IN MİRRORED PAIRS

P L A N T E R W O R X 9 8 7 E S S E X S T B R O O K L Y N N Y 1 1 2 0 8
T 7 1 8 . 9 6 3 . 0 5 6 4 F 7 1 8 . 9 6 3 . 0 5 6 5
P L A N T E R W O R X . C O M



P L A N T E R W O R X

C O N T R A C T



ELEMENT E-30 PLANTER

29.5" H x 28.75" W x 14.5" D
VOLUME: 27.75 US GALLONS | 3.7 CUBIC FEET

MANUFACTURED FROM:

.125" ASTM A240 STAINLESS STEEL | NDSF FINISH ONLY | 51.2 lbs

T-304 (T-316L BY REQUEST),

.125" CORTEN STEEL ASTM A588 | 51.2 lbs

OR .125" ALUMINUM ASTM B-209, 5052 ALLOY | 18 lbs

WITH A POLYESTER BASED ARCHITECTURAL/MARINE GRADE POWDER COAT FINISH

AVAILABLE IN STANDARD FINISHES OR IN ANY RAL COLOR

DRAINAGE HOLES INCLUDED | MAY BE MANUFACTURED IN MIRRORED PAIRS

P L A N T E R W O R X 9 8 7 E S S E X S T B R O O K L Y N N Y 1 1 2 0 8
T 7 1 8 . 9 6 3 . 0 5 6 4 F 7 1 8 . 9 6 3 . 0 5 6 5
P L A N T E R W O R X . C O M